

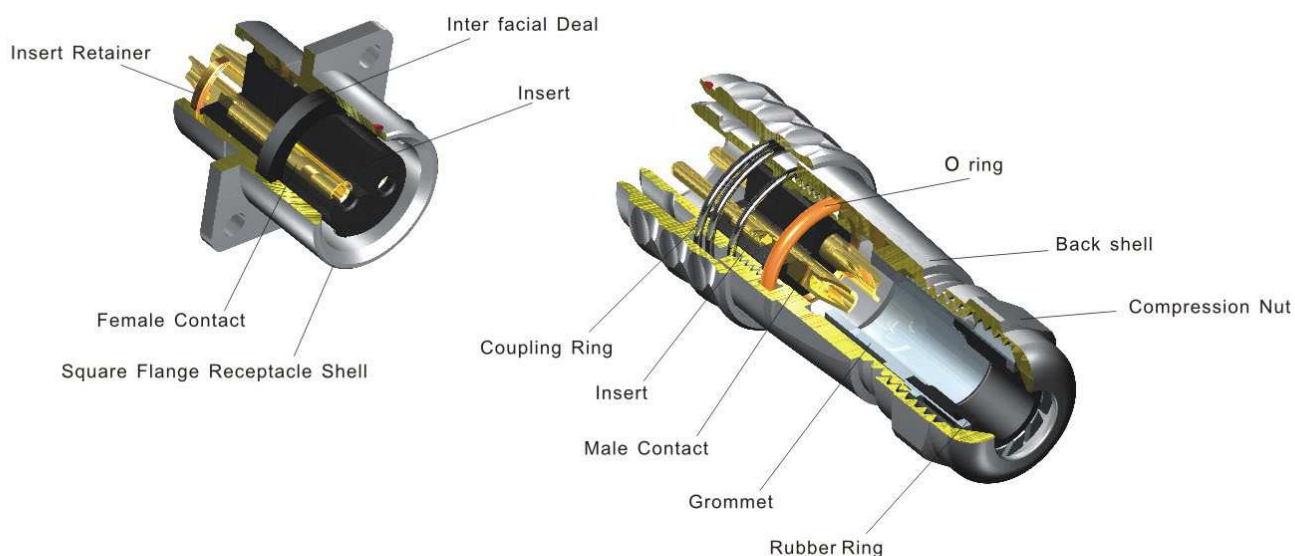
CIRCULAR CONNECTORS SERIES

**SF
12**



IP67 shielded connectors with push-pull coupling

SF series circular connector meets the requirements of IP67 and works reliably in many harsh environment applications, it is widely used in many kinds of electric and electronic devices. panel assembling: round flange and square flange. Patent pending



Material and spec

Back shell	brass
Shell plating	chrome plated
Insert material	Temperature range 260℃
Contact material	brass
Contact plating	gold over nickel
Contact termination style	solder
Cable OD range	Type I 3-6.5mm Type II 4-8mm
IP rating	IP67
Mating cycle	> minimum 500 times
Temperature range	-40 ~ +100℃
Humidity	+40℃ 95 ± 3%
Vibration	10 ~ 500Hz 100m/S
Shock	40 ~ 80 /min 250m/S

SF12 Series

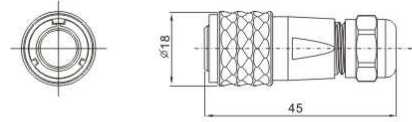
**SF
12**



SF1210/P

SF1210/S

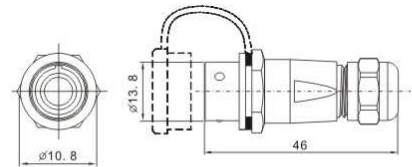
This item mates with
SF1211, SF1212, SF1213
push-pull coupling
Solder termination



SF1211/P

SF1211/S

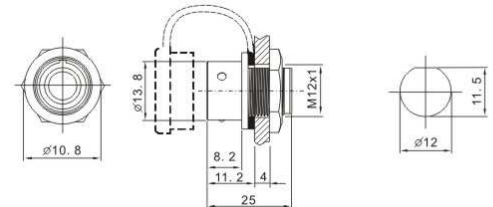
This item mates with
SF1210
push-pull coupling
Solder termination



SF1212/P

SF1212/S

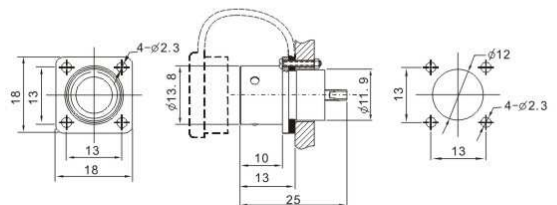
This item mates with
SF1210
push-pull coupling
Solder termination



SF1213/P

SF1213/S

This item mates with
SF1210
push-pull coupling
Solder termination



Insert configuration, face view of female

Pin Number	2	3	3	4	5	6	7
Insert configuration							
	2pole	3pole	3pole	4pole	5pole	6pole	7pole
Rated current A	13A	13A	5A	5A	5A	5A	5A
Size and No. of contact	Ø 1.6X2	Ø1.6X3	Ø1X3	Ø 1X4	Ø1X5	Ø1X6	Ø 1X7
Rated voltage (AC.V. rms)	250V	250V	250V	200V	180V	125V	125V
Test voltage (AC.V) 1min	1500V	1500V	1500V	1500V	1000V	1000V	1000V
Contact resistance mΩ	2	2	5	5	5	5	5
Insulation resistance mΩ	2000	2000	2000	2000	2000	2000	2000
Wire size mm ² /AWG	≤2/14	≤2/14	≤0.785/18	≤0.785/18	≤0.785/18	≤0.785/18	≤0.785/18